



Stellar Phoenix Compact PST
Installation Manual
Version 1.0

Overview

Microsoft Outlook data is stored in personal folders file that ends with PST extension. Almost all the data, one stores in various MS Outlook folders, goes in to PST file linked with that profile. Outlook PST file, also known as Outlook Data File contains all items like e-mails, alerts, to-do lists, tasks, journals, notes, contacts. Protecting this data is crucial since it contains confidential, personal and financial information.

One of the major threats to Outlook PST file is its becoming oversized. PST files can be compressed to recover from this situation. Stellar Phoenix Compact PST is designed to compact the size of PST files using powerful algorithms. The application performs deep scan of the PST file and compacts all the e-mails, calendar, contacts, tasks, and notes.

Key Features

- Stellar Phoenix Compact PST is a 100% result-oriented tool to compact Outlook PST files.
- Software can extract the attachments and saves them in a new folder. Interlinking of the compacted PST file and attachments is preserved.
- Software extracts the attachments, compresses them in zipped file (.zip file) and saves them in a new folder. Interlinking of compacted PST file and attachments is preserved.
- Software can compact PST file with out saving the attachments. This option will remove all attachments in the compacted PST file.
- Application can compact any PST file of MS Outlook 2000/XP/2003/2007.
- Application can empty Deleted Items folder while performing any compaction option.
- Application can empty Junk E-mail folder while performing any compaction option.
- Application also removes unused space.
- Update Wizard to download latest updates of the application.
- Log report to view performed compaction process.



Note: The software never deletes or modifies data in original PST file. It creates a new PST file. Stellar Phoenix Compact PST can compact only working PST file.

Installation Procedure

Before installing the software, check that your system meets the minimum system requirements:

Minimum System Requirements

- Processor: Pentium Class
- RAM: 256 MB minimum (512 recommended)
- Operating System: Windows 2000/2003/XP/Vista/Windows 7
- Hard Disk: 50 MB of free space
- MS Outlook: 2000, 2002 (XP), 2003, 2007, 2010(Beta)
- Internet Explorer: Version 4 or later


To install the software, follow these steps.

- Double-click 'StellarPhoenixCompactPST.exe' executable file to start installation. 'Setup - Stellar Phoenix Compact PST' dialog box is displayed.
- Click 'Next' button. 'License Agreement' dialog box is displayed.
- Choose 'I accept the agreement' option. 'Next' button will be enabled. Click 'Next' button. 'Select Destination Location' dialog box is displayed.
- Click 'Browse' button to select the destination path where the setup files will be stored. Click Next. 'Select Start Menu Folder' dialog box is displayed.
- Provide the path for program's shortcuts by using 'Browse' button. Click 'Next' button. 'Select Additional Tasks' dialog box is displayed.
- Choose the check boxes as per your choice. Click 'Next' button. 'Ready to Install' dialog box is displayed.
- Review the entries. Click 'Back' if you want to change them. Click 'Install' to start installation. The Installing screen shows the installation process.
- After completing the process, 'Completing the Stellar Phoenix Compact PST Setup Wizard' window is displayed. Click Finish.

How to Order?

The software can be purchased by making payments online. Please visit [our website](#) for more information and to place an order.

If you have the demo version or an older version and you want to buy the latest version available on the internet, then:

- Run application.
- Click on the purchase () icon in the application. 'Place an Order' window is displayed.
- Click on 'Buy Now' link.



You can find various offers available at the site to buy the software.

For evaluation, you can also download the latest demo version of the software from the web site. This demo version does not has all the functionality of the software. You have to register the demo software after buying to enable all its functions.

How to Register?

Stellar Phoenix Compact PST software should be a registered or full version to use it. To register the software you should have a valid serial number supplied by our company. You can also buy full version of this software from our web site.

Demo version of Stellar Phoenix Compact PST can be downloaded from Stellar's web site. Demo version is just for evaluation purpose and must be eventually registered to use it with all functionalities. To register demo application, follow these steps.

- Start the demo version of application.
- Click on Activation () button in standard tool bar of application. Activation dialog box is displayed.
 - Or, click on About () button. 'About Stellar Phoenix Compact PST' dialog box is displayed.
 - Click on the 'Register' link. Activation dialog box is displayed.



- Fill the details sent to you on your e-mail ID, Click 'OK' button.



- A confirmation dialog box is displayed after successful completion of registration process.
- 'Register' link in 'About' dialog box disappears, other information is updated, and the 'Activate' button on standard tool bar is disabled.

How to Update?

There are periodical software updates provided by Stellar Information Systems Ltd. for Stellar Phoenix Compact PST software. Software updates should be done to keep the software up-to-date. Updates can be a newly added functionality, new feature, new service or any other information that can be important for improvement. Stellar Phoenix Compact PST software can be updated over internet. Note that, demo version can not be updated. To update the application, follow these steps.

- Start application. Click on 'About' () icon. 'About Stellar Phoenix Compact PST' dialog box is displayed.



- Click on 'Check for Updates' link. 'Update Wizard' dialog box is displayed.



- Click 'Next' button. A busy timer shows that updates are being searched. If it finds any new version, a message indicates the availability.



- If a message is displayed that no updates are available. Click 'Cancel' button to close wizard.

- Click 'Next'. The software will start downloading the update files from the server. When the process is complete, software will upgrade to latest version.

Copyright

Stellar Phoenix Compact PST software, accompanied user guide and documentation are copyright of Stellar Information Systems Ltd., with all rights reserved. Under the copyright laws, this user guide cannot be reproduced in any form without the prior written permission of Stellar Information Systems Ltd. No Patent Liability is assumed, however, with respect to the use of the information contained herein.

Copyright © 1995-2010 by Stellar Information Systems Ltd. INDIA

Disclaimer

The Information contained in this manual, including but not limited to any product specifications, is subject to change without notice.

STELLAR INFORMATION SYSTEMS LTD PROVIDES NO WARRANTY WITH REGARD TO THIS MANUAL OR ANY OTHER INFORMATION CONTAINED HEREIN AND HEREBY EXPRESSLY DISCLAIMS ANY IMPLIED WARRANTIES OF MERCHANTABILITY OR FITNESS FOR ANY PARTICULAR PURPOSE WITH REGARD TO ANY OF THE FOREGOING STELLAR INFORMATION SYSTEMS LTD ASSUMES NO LIABILITY FOR ANY DAMAGES INCURRED DIRECTLY OR INDIRECTLY FROM ANY TECHNICAL OR TYPOGRAPHICAL ERRORS OR OMISSIONS CONTAINED HEREIN OR FOR DISCREPANCIES BETWEEN THE PRODUCT AND THE MANUAL. IN NO EVENT SHALL STELLAR INFORMATION SYSTEMS LTD., BE LIABLE FOR ANY INCIDENTAL, CONSEQUENTIAL SPECIAL, OR EXEMPLARY DAMAGES, WHETHER BASED ON TORT, CONTRACT OR OTHERWISE, ARISING OUT OF OR IN CONNECTION WITH THIS MANUAL OR ANY OTHER INFORMATION CONTAINED HEREIN OR THE USE THEREOF.

License Agreement

Stellar Phoenix Compact PST
Copyright © 1995-2010 by Stellar Information Systems Ltd. INDIA
www.stellarinfo.com

All rights reserved.

All product names mentioned herein are the trademarks of their respective owners.

This license applies to the standard-licensed version of Stellar Phoenix Compact PST.

Your Agreement to this License

You should carefully read the following terms and conditions before using, installing or distributing this software, unless you have a different license agreement signed by Stellar Information Systems Ltd.

If you do not agree to all of the terms and conditions of this License then do not copy, install, distribute or use any copy of Stellar Phoenix Compact PST with which this License is included, you may return the complete package unused without requesting an activation key within 30 days after purchase for a full refund of your payment.

The terms and conditions of this License describe the permitted use and users of each Licensed Copy of Stellar Phoenix Compact PST. For purposes of this License, if you have a valid single-user license, you have the right to use a single Licensed Copy of Stellar Phoenix Compact PST. If you or your organization has a valid multi-user license, then you or your organization has the right to use up to a number of Licensed Copies of Stellar Phoenix Compact PST equal to the number of copies indicated in the documents issued by Stellar when granting the license.

Scope of License

Each Licensed Copy of Stellar Phoenix Compact PST may either be used by a single person or used non-simultaneously by multiple people who use the software personally installed on a single workstation. This is not a concurrent use license.

All rights of any kind in Stellar Phoenix Compact PST, which are not expressly granted in this license, are entirely and exclusively reserved to and by Stellar Information Systems Ltd. You may not rent, lease, modify, translate, reverse engineer, de-compile, disassemble or create derivative works based on Stellar Phoenix Compact PST nor permit anyone else to do so. You may not make access to Stellar Phoenix Compact PST available to others in connection with a service bureau, application service provider or similar business nor permit anyone else to do so.

Warranty Disclaimers and Liability Limitations

Stellar Phoenix Compact PST and all accompanying software, files, data and materials are distributed and provided AS IS and with no warranties of any kind, whether expressed or implied. In particular, there is no warranty for the quality of data recovered. You acknowledge that good data processing procedure dictates that any program including Stellar Phoenix Compact PST must be thoroughly tested with non-critical data before there is any reliance on it and you hereby assume the entire risk of all use of the copies of Stellar Phoenix Compact PST covered by this License. This disclaimer of warranty constitutes an essential part of this License.

In addition, in no event does Stellar authorize you or anyone else to use Stellar Phoenix Compact PST in applications or systems where its failure to perform can reasonably be expected to result in a significant physical injury or in loss of life. Any such use is entirely

at your own risk and you agree to hold Stellar harmless from any and all claims or losses relating to such unauthorized use.

General

This License is the complete statement of the agreement between the parties on the subject matter and merges and supersedes all other or prior understandings, purchase orders, agreements and arrangements. This License shall be governed by the laws of the State of Delhi, India. Exclusive jurisdiction and venue for all matters relating to this License shall be in courts and fora located in the State of Delhi, India and you consent to such jurisdiction and venue. There are no third party beneficiaries of any promises, obligations or representations made by Stellar herein. Any waiver by Stellar of any violation of this License by you shall not constitute nor contribute to a waiver by Stellar of any other or future violation of the same provision or any other provision of this License.

Copyright © 1995-2010 by Stellar Information Systems Ltd. INDIA

Trademarks

Stellar Phoenix Compact PST® is a registered trademark of Stellar Information Systems Ltd.

Windows 2000 Server®, Windows XP®, Windows 2003®, Windows Vista®, Windows 7®, MS Office, MS Outlook are registered trademarks of Microsoft® Corporation Inc.

All Trademarks Acknowledged.

All other brands and product names are trademarks or registered trademarks of their respective companies.

Technical Support

Our Technical Support professionals will give solutions for all your queries related to Stellar Products.

You can either Call Us or Go Online to our support section <http://stellarinfo.com/support.php>

Support Helpline

Monday to Friday [24 Hrs. a day]

USA (Tollfree- Pre Sales Queries)	+1-877-778-6087
USA (Post Sales Queries)	+1-732-584-2700
UK (Europe)	+44-203-026-5337
Australia & Asia Pacific	+61-280149899
Netherlands Pre & Post Sales Support	+31-208-111-188
Worldwide	+91-921-395-5509
Skype Id	stellarsupport
Email Orders	orders@stellarinfo.com

Online Help

- [Chat Live](#) with an Online technician
- Search in our extensive [Knowledge Base](#)
- [Submit Enquiry](#) (If our Knowledge Base does not answer your question)

About Stellar

Stellar Information Systems Ltd. is a trusted name in the field of Data Recovery and Data Protection Software for more than a decade.

We provide the widest range of Data Recovery Products. Our range includes Data Recovery Software for almost all Operating Systems and File Systems.

Product line:

Data Recovery

A widest range of data recovery software that helps you recover your valued data lost after accidental format, virus problems, software malfunction, file/directory deletion, or even sabotage!. [More Info >>](#)

File Recovery

The most comprehensive range of file undelete and unerase software for Windows and MS office repair tools. [More Info >>](#)

E-mail Recovery

A wide range of mail recovery, mail repair and mail conversion applications for MS Outlook, MS Outlook Express and MS Exchange useful in instances of data loss due to damages and corruption of E-mail. [More Info >>](#)

Data Protection

A wide range of Prevent Data Loss, Data backup and Hard Drive Monitoring Applications to ensure complete data protection against hard drive crash. [More Info >>](#)

Data Sanitization

Data cleanup and file eraser utility can delete selected folders, groups of files, entire logical drives, System Traces & Internet traces. Once the data have been removed using Stellar Wipe - Data File eraser utility, it is beyond recovery limits of any Data Recovery Software or utility. [More Info >>](#)

For more information about us, please visit www.stellarinfo.com
